



UNIVERSITY OF
BIRMINGHAM

Testing General Relativity Using Bayesian Model Selection

W. Del Pozzo, J. Veitch,
A. Vecchio



Introduction

Tests of General Relativity (GR) are among the main science drivers for the ET.

Instrument potential investigations have been performed:

- Fisher information matrix, e.g.:
 - Arun & Will 09;
 - Arun et al. 06;
 - Stavridis & Will 09;
 - Berti, Buonanno & Will 05;



Bayesian Inference

- Bayes Theorem provides a simple and rigorous way of selecting among models
- Difficult computational implementation: large N dimensional integral
- Exploratory study:
 - calculate Bayes factors between competing models;
 - estimate parameters and evaluate biases;
 - combine naturally multiple observations.



- We started considering a Massive Graviton (MG) theory:
→ simplicity

- We developed our method on the Advanced LIGO instrument:
→ computationally inexpensive



Method

Given some data $\{d\}$ and two models H_i and H_j , depending on a set of parameters $\{\Theta_k\}$, we define the odds ratio O_{ij} as:

$$O_{ij} = \frac{P(H_i | d)}{P(H_j | d)} = \frac{P(H_i)}{\underbrace{P(H_j)}_{\text{prior odds}}} \frac{P(d | H_i)}{P(d | H_j)} = \frac{P(H_i)}{P(H_j)} \underset{\substack{\uparrow \\ \text{Bayes factor}}}{B_{ij}}$$

$$P(d | H_{\{i,j\}}) = \int d\vec{\theta} p(\vec{\theta}) p(d | H_{\{i,j\}}, \vec{\theta}) \quad \text{evidence}$$



Model

- GWs from inspiral binaries:

$$h(f) = 30^{-1/2} \pi^{-2/3} \frac{M^{5/6}}{D_L} f^{-7/6} e^{i\Psi(f)}$$

and:

$$\Psi(f) = 2\pi f t_0 - \phi_0 + \Psi_N(\eta) \left[\sum_{k=0}^4 \Psi_k(\eta) (\pi M f)^{(k-3)/5} - \beta_g (\pi M f)^{2/3} \right]$$

$$\beta_g = \frac{128}{3} \frac{\pi^2 D M}{\lambda_g^2 (1+z)}$$

- λ_g : graviton Compton wavelength.
- GR corresponds to the case $\beta_g = 0$.

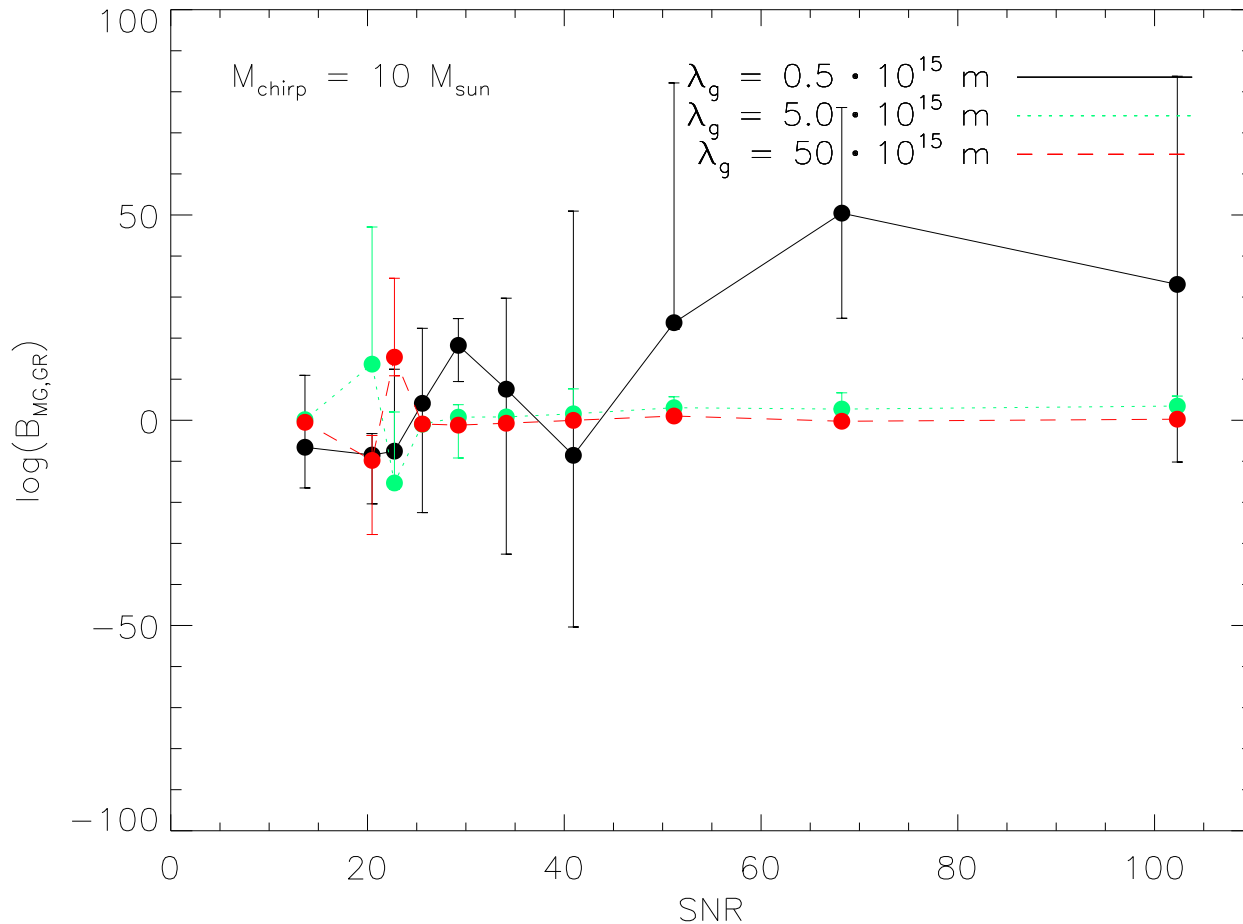


Bayes Factors

- Injected a MG waveform and analyzed the data using both the MG and the GR models.
- Calculated $B_{\text{MG,GR}}$ for a range of SNRs, M_{chirp} and 3 values of λ_g .
- All other parameters were kept fixed.



Bayes Factors



Example:

$M_{\text{chirp}} = 10 M_{\text{sun}}$
 $\eta = 0.2495$

10 realizations of the noise per SNR

NB: From Solar System observations:

$$\lambda_g > 2.8 \times 10^{15} \text{ m}$$



Lower Limit on λ_g

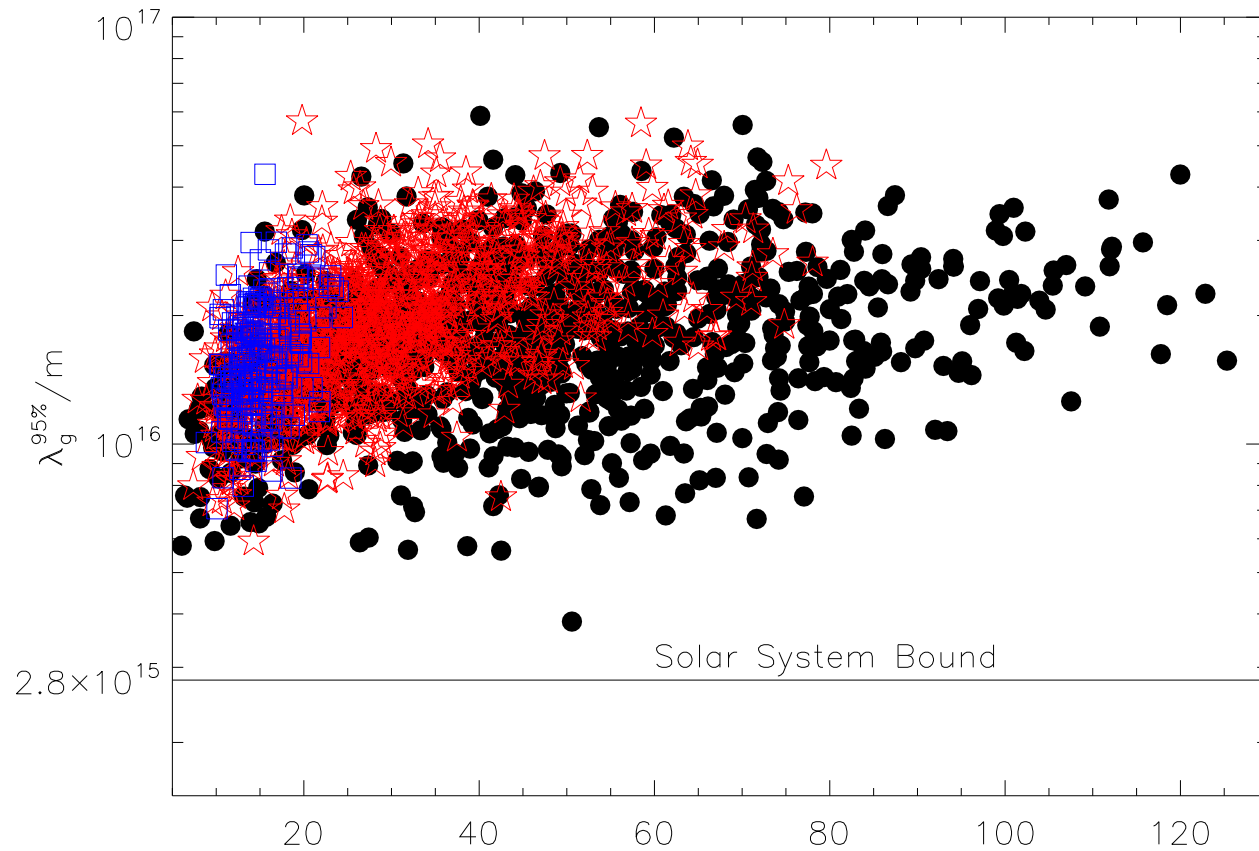
- Simulated 3000 sources using the GR model:
 - 3 values of M_{chirp}
 - Random sky position and polarization/inclination
 - Fixed $\eta=0.2495$ and $D_L=20\text{Mpc}$

- Analyzed the data using the MG template

- Calculated the 95% probability interval on λ_g



Lower Limit on λ_g



$M_{\text{chirp}} = 1.2 M_{\text{sun}}$ [blue]

$M_{\text{chirp}} = 5 M_{\text{sun}}$ [red]

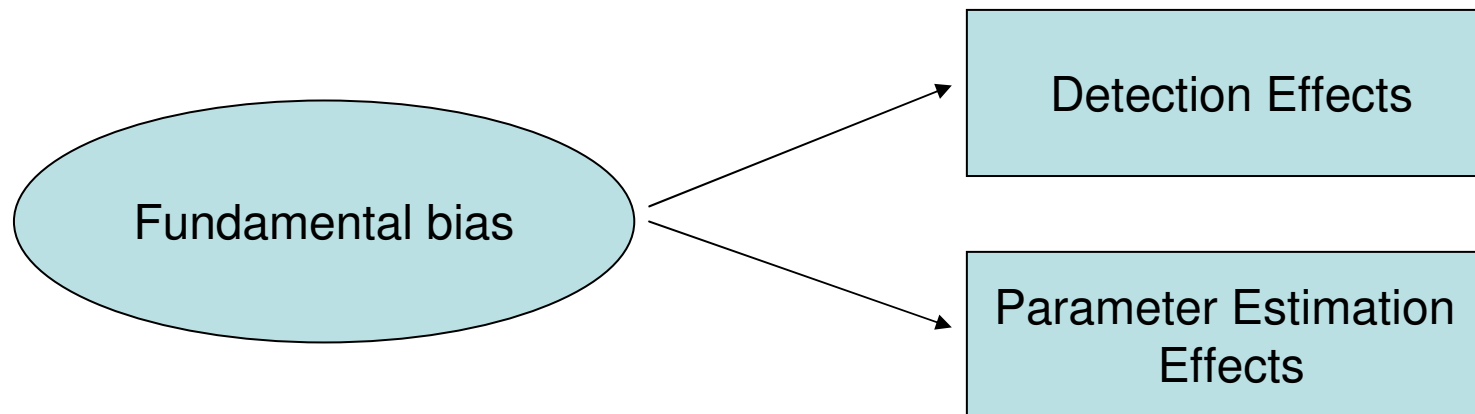
$M_{\text{chirp}} = 10 M_{\text{sun}}$ [black]

$$\overline{\lambda_g}^{\text{SNR}} 95\% \approx 2 \times 10^{16} m$$



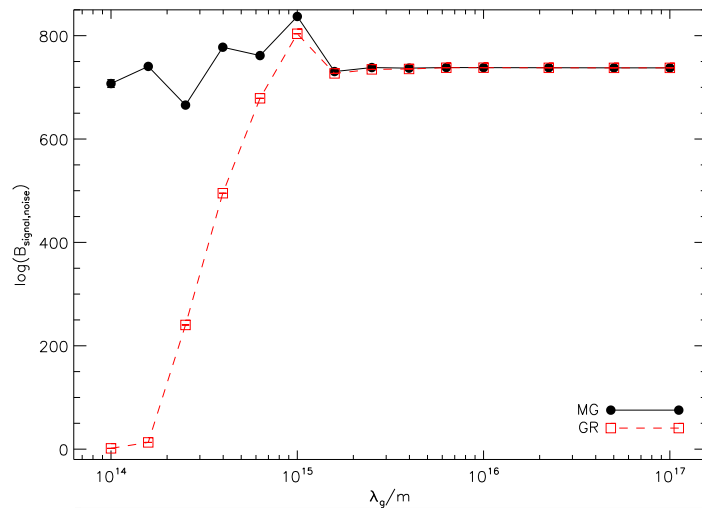
Bias in GW astronomy

The assumption that GR is the correct theory of Nature might lead to fundamental bias (Yunos & Pretorius, arxiv:09093328).



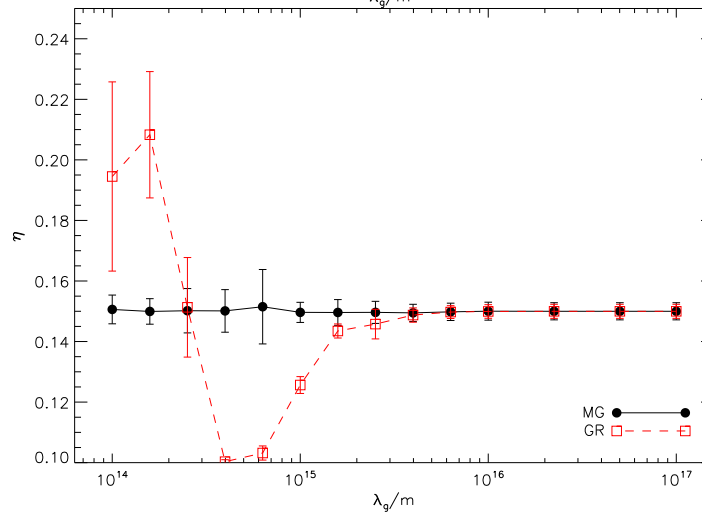


Bias in the parameter estimation



GW source with the MG model.

SNR=41



if $\lambda_g < 10^{15}$ m GR is affected by bias.



Combination of multiple observations

- ET will observe a large number of sources.
- It is crucial to take advantage of this.
- Bayes theorem offers a natural way to extract information from the combination of independent observations.

- Given N independent observations $\{d_i\}$ in fact:

$$P(\lambda_g | d_1, \dots, d_N) \propto P(\lambda_g) \prod_{i=1}^N P(\lambda_g | d_i)$$

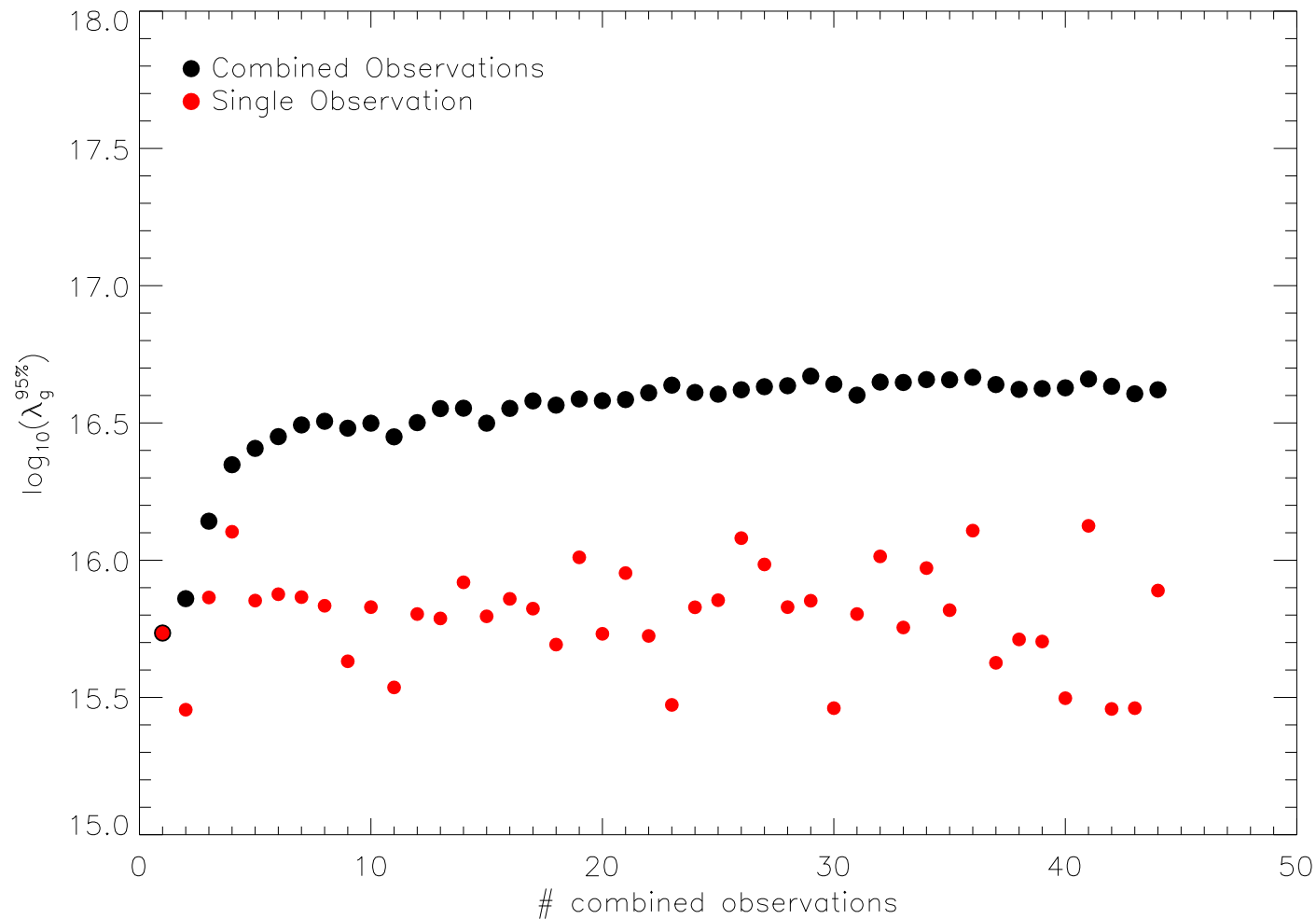


Combination of multiple observations

- We generated 50 datasets with the GR model.
- All the injection parameters were randomly chosen.
- We analyzed the data using the MG template and we calculated the combined PDF.
- Numerically it is non trivial.



Combination of multiple observations



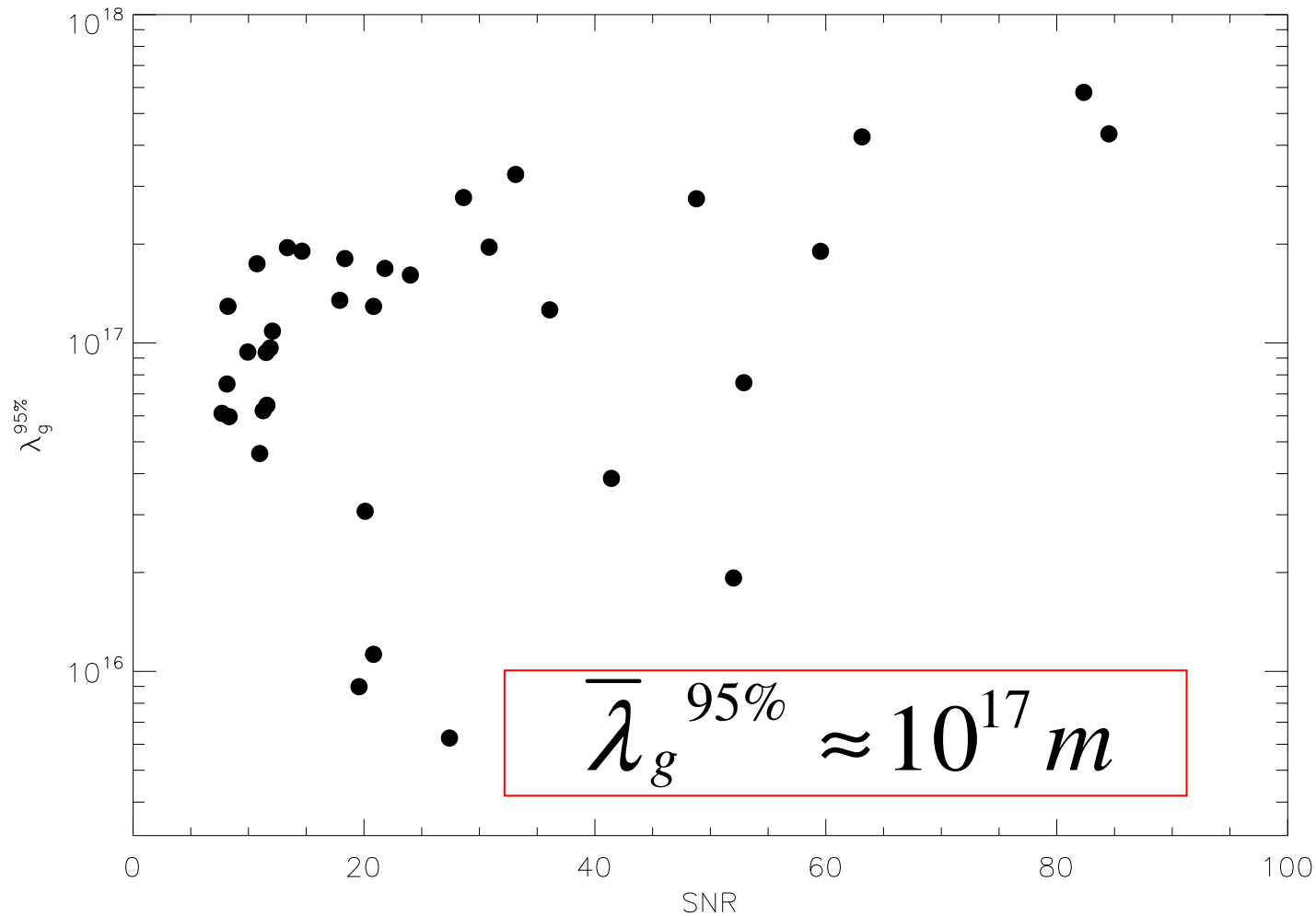


Einstein Telescope

- Broadband design sensitivity (Hild et al 08).
- $f_{\text{low}} \approx 1\text{ Hz} \implies$ run time is huge (~ 20 days).
- Simulated 100 random GR sources with $D_L = 1\text{ Gpc}$.
- Analysed with the MG template using low accuracy integration (100 Live points).
- Computed the 95% lower limit on λ_g .



ET preliminary results





Summary

- Rigorous framework to perform tests of GR using GWs observations.
- General method applicable to any waveform and any number of observations.
- So far built the infrastructure on Advanced LIGO and a simple alternative theory: massive graviton.
- Future work: systematic study of ET performance.